Multiple District 317

As of October 2026 Cumulative

Year	New Clubs	Dropped Clubs	Gain/ Loss Clubs	New Members	Charter Members	Reinstate Members	Transfer Members	Total Member Added	Total Members Dropped	Gain/ Loss Members
2022-2023	41	47	-6	2,011	1,375	104	75	3,565	4,250	-685
2023-2024	55	44	11	2,916	1,435	367	126	4,844	3,824	1,020
2024-2025	47	62	-15	2,125	1,312	465	201	4,103	4,996	-893
2025-2026	66	31	35	3,127	1,672	583	191	5,573	4,404	1,169
2026-2027	20	7	13	1,019	486	80	46	1,631	475	1,156
Average	**46**	**38**	**8**	**2,240**	**1,256**	**320**	**128**	**3,943**	**3,590**	**353**

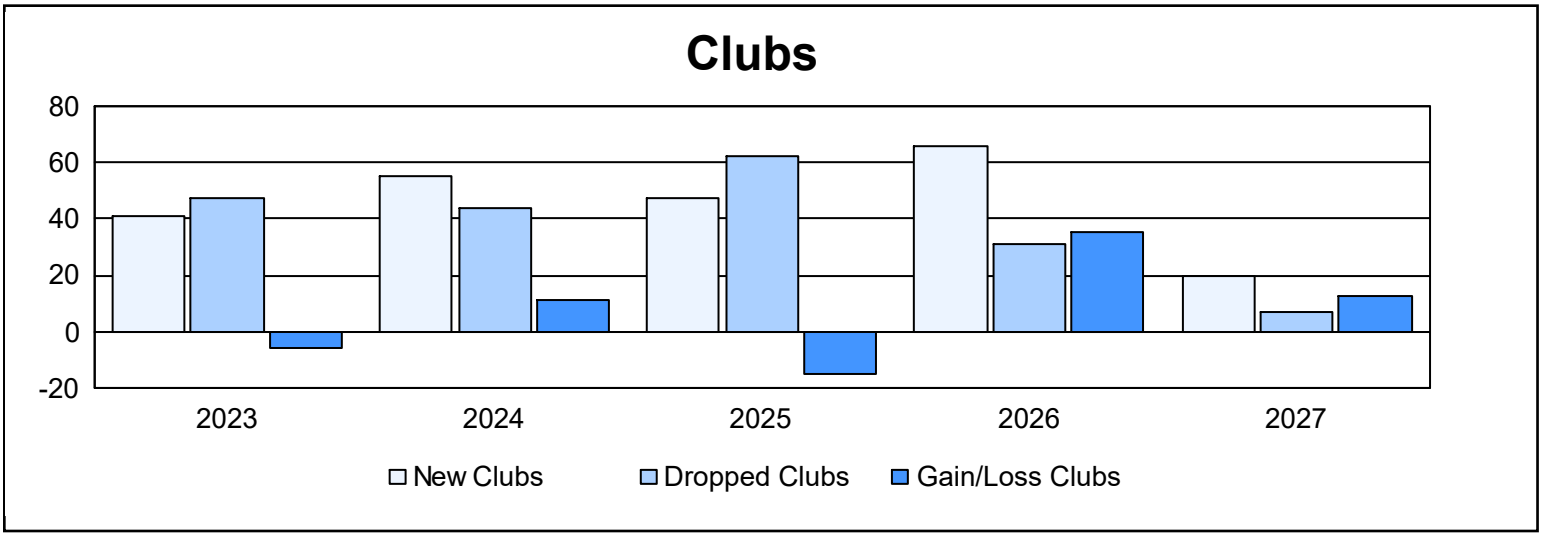

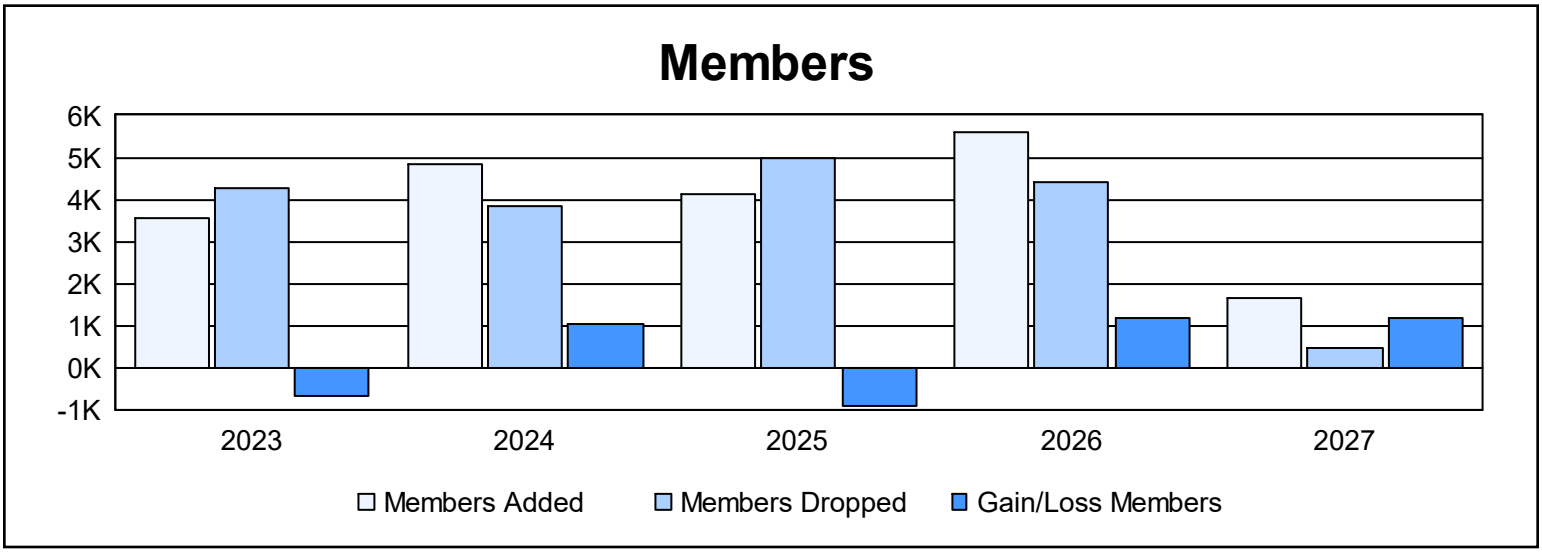

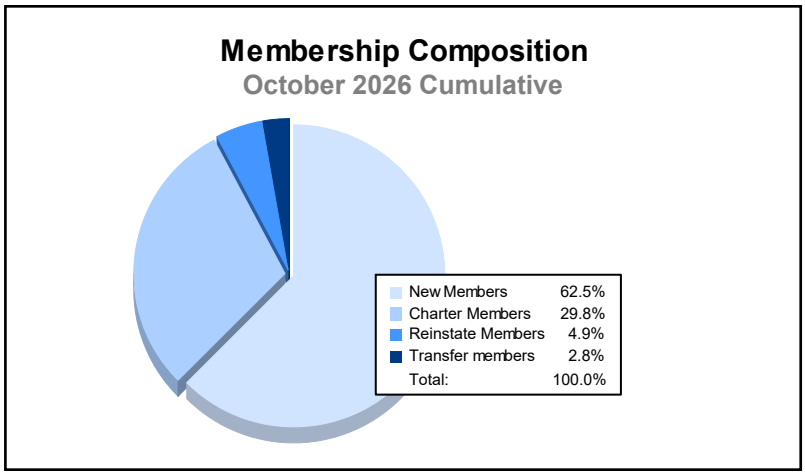
Membership Composition
October 2026 Cumulative
New Members 62.5%
Charter Members 29.8%
Reinstate Members 4.9%
Transfer members 2.8%
Total: 100.0%

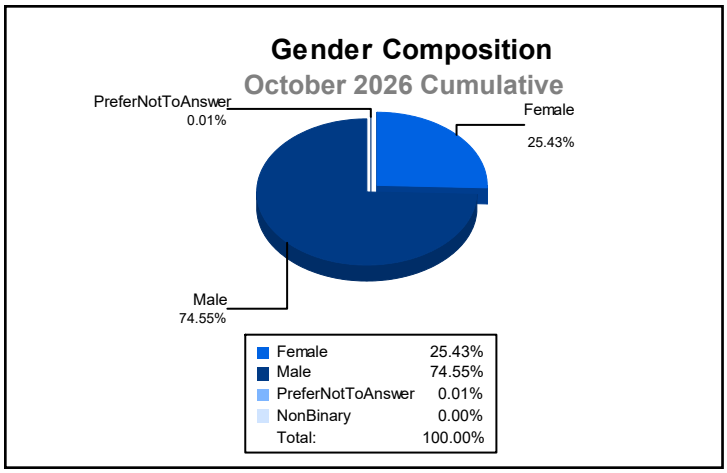
Gender Composition
October 2026 Cumulative
PreferNotToAnswer
0.01%
Female
25.43%
Male
74.55%
Female 25.43%
Male 74.55%
PreferNotToAnswer 0.01%
NonBinary 0.00%
Total: 100.00%